


Yard Waste Do's and Don'ts



What is Yard Waste?

Yard waste is compostable organic material that has grown in your yard.

What Can I Do With My Yard Waste?

Yard waste cannot be put in the garbage. It takes up valuable space in the landfill, but provides nutritious compost and mulch when it is kept out of the garbage.

- You can compost yard waste at home
- Take it to the transfer station as "clean green". There is a fee for disposal
- Have it collected at your curb every other week for a monthly fee

You must sign up and pay for yard waste service to receive collection. There is a minimum subscription period of one year. To sign up, call (206) 684-3000.

How Do I Prepare Yard Waste for Collection?

- You must provide your own containers for yard waste collection
- Rigid containers such as plastic or metal trash cans (not over 32 gallons) with lids and handles are best for yard waste. Containers larger than 32 gallons will not be collected. Label the cans "yard waste". Put yard waste in them loosely, so that they will empty easily when turned upside down
- Tie your yard waste with fiber, twine or string so it can be picked up as a bundle. Please do not use wire,

nylon cording or plastic banding, which are not compostable

- You can also put yard waste in compostable Kraft Paper Bags or reusable woven poly fabric bags. The reusable bag will be emptied and left for you to use again. Check the list on the back of this brochure for stores that sell the bags
- Yard waste in plastic bags will not be collected

What is a Unit of Yard Waste?

- One container, not over 32 gallons or 60 pounds
- A bundle up to four (4) feet in length by two (2) feet in diameter

What is Extra Yard Waste?

The base monthly charge for yard waste covers up to four (4) units of yard waste per collection, except during the winter months (December, January and February) when you may set out up to eight (8) units for no extra charge.

Extra yard waste is any yard waste set out for collection that is more than four units (or eight units during the winter months).

What if I Have Extra Yard Waste?

Your collector will record your address and the number of extra units collected. There will be a \$1.50 charge for each extra unit collected on your next Combined Utility bill.

Reusable woven poly fabric bags are available at:

Home Depot

2701 Utah Ave S., Seattle
1335 N. 205th St., Shoreline

Junction True Value

4747 44th Ave SW, West Seattle

Five Corners True Value

305 West McGraw, Queen Anne

Fred Meyer

915 NW 45th St., Ballard
100 NW 85th St., Greenwood
13000 Lake City Way, Lake City
2041 148th NE, Bellevue
14300 1st Ave. S., Burien
18325 Aurora Ave. N., Shoreline

PCC Natural Markets

716 N 34th, Fremont
7504 Aurora N., Greenlake
5041 Wilson Ave S., Seward Park
6514 40th NE, View Ridge
2749 California SW, West Seattle
10718 NE 68th, Kirkland
1810 12th Ave NW, Issaquah

City People's Garden Store

2939 East Madison, Seattle

Availability of bags may vary.

City People's Mercantile

5440 Sandpoint Way NE, Seattle

Please check with individual stores for bag availability.

For information on backyard composting, please call the Natural Lawn and Garden hotline at (206) 633-0224.



(206) 684-3000

TDD (206) 233-7241

www.cityofseattle.net/util

This information is available in other languages and to accommodate persons with disabilities.

សំណួរ?

(206) 684-3000

TDD (សំរាប់បុគ្គលិក) (206) 233-7241

ព័ត៌មានបន្ថែមសូមទូរស័ព្ទ www.cityofseattle.net/util

ВОПРОСЫ?

(206) 684-3000

Телефон для людей с нарушенным слухом: TDD (206) 233-7241

www.cityofseattle.net/util

有疑問嗎?

(206) 684-3000

TDD (206) 233-7241

www.cityofseattle.net/util

¿Preguntas?

(206) 684-3000

TDD (206) 233-7241

www.cityofseattle.net/util

질문?

(206) 684-3000

청각장애자 (206) 233-7241

www.cityofseattle.net/util

CÓ THẮC MẮC KHÔNG?


(206) 684-3000

TDD (206) 233-7241

www.cityofseattle.net/util


Automatic Billing for Extra Garbage and Waste Prevention Tips

Seattle
Public
Utilities




What is Extra Garbage?

Extra garbage is anything that doesn't fit into your can with the lid completely closed. You will be charged \$5.50 or more if the lid isn't completely closed, if there is garbage over the rim, or if there is any size bag or bundle next to the garbage can.



Small bags may be combined in one big bag (not more than 32 gallons or 60 pounds), and you will pay for only one extra unit. You can use your own cans (up to 32 gallons) for extra garbage. Garbage at your regular service level must be in a City-provided can. Improperly prepared extra garbage can cause litter and public health problems, so be sure to keep your can on tight and contain extra garbage securely to keep animals out. If the lid is missing, or your can is damaged, you may call (206) 684-3000 to



Extra Garbage


If you don't have extra garbage...

You may be using a can that's too small. It may cost you less to subscribe to a larger can than to pay \$5.50 or more for each extra garbage unit collected.

Call (206) 684-3000 to change your service level.

Bulky Items

Call (206) 684-3000 to order collection of bulky items such as mattresses, appliances, console televisions, furniture and building materials. Bulky items will be collected for \$20 each. Items that contain coolant, such as refrigerators and freezers, will be collected for \$25. Bulky items cannot be left on public property, including curb strips.



Extra Garbage

How Extra Garbage collection with automatic billing works

Please set extra garbage right next to your garbage can or on top of it. (This is especially important if you and your neighbors group your cans together for collection.)

- Please set your yard waste and recycling containers at least 3 feet from your garbage. Otherwise, the collector might mistake your yard waste or recyclables for garbage and charge you for it.
- Your address must be visible from the street and your garbage can clearly marked with your address.

We will not collect extra garbage if we can't see an address for billing.

- Your collector will record your address and the number of extra cans, bags, or bundles collected. **There will be a \$5.50 charge for each extra can, bag or bundle collected on your next Combined Utility bill.**

If you own rental property...

and you pay the Combined Utility Bill, please let your residents know about the charge for extra garbage.

- If residents often have extra garbage, it may cost less and avoid litter if you increase container size. Call (206) 684-3000 to change your garbage service level.
- Encourage residents to recycle. Individual residents can call (206) 684-3000 to order free curbside recycling. Apartment and condominium owners and managers can order free centralized recycling for buildings with dumpster service by calling (206) 684-7665.

Other Questions?

- (206) 684-7600 or www.cityofseattle.net/util
- Apartment and condo information (206) 684-7665
- Missed garbage collection - (206) 684-7600
- TDD (206) 233-7241
- This information is available in other languages and to accommodate persons with disabilities.



Waste Prevention Tips

Shop Smart

Careful shopping helps prevent waste—and usually saves money too!

- Carry reusable bags and containers.
- Purchase in bulk to reduce packaging.
- Take your own containers to the deli or restaurant for take out food.
- Buy durable products. Avoid disposable products you use only once and throw away.

Around the Yard

- Compost yard waste to make a “homegrown” mulch or soil amendment. Call the Composting Hotline, (206) 633-0244, for more information.
- Reduce lawn area, especially on slopes, and near streams or lakes.
- Practice “grasscycling” to reduce yard waste and recycle nutrients to your yard—mow high, mow often, and leave the clippings. Fertilize moderately, if at all, in September and May with a natural organic or slow-release fertilizer.

On the Go

- Keep a picnic basket or bag packed with reusable plates, utensils, and cloth napkins for trips to the park, beach, or potlucks.
- Carry plastic ware and cloth napkins inside a ziplock bag for fast food stops. Take a water bottle or coffee mug too!

Around the house


- Keep supplies organized to avoid buying duplicates.

- Reuse glass or plastic jars to store foods such as flour, nuts, and dried fruits; or for screws, nails, and other items.
- Reuse plastic tableware and plates for parties, picnics and potlucks.
- Use glass jars and plastic food tubs for storing leftovers.
- Wash, dry and reuse plastic bags, using a hanging plastic bag dryer.
- Reuse greeting cards, wrapping paper, and gift bags.
- Make gift wrap from comics, calendars, kids’ artwork, or baby blankets. Use baskets, cookie tins, and gift bags instead of wrapping paper.
- Reuse blank sides of mail or other scrap paper for shopping lists, phone messages, or notes. Save envelopes to use again.
- To reduce junk mail, write to: Mail Preference Service, Direct Marketing Assoc., Box 9008, Farmingdale, NY 11735-9000. Update your request every 6 months.
- Reuse styrofoam packing “peanuts” or take them to a mailing house.
- Pass on magazines to nursing homes, senior centers, clinic waiting rooms, schools or childcare centers.

Recycling and waste prevention reduce garbage

- Reduce your garbage by sorting out clean recyclables and putting them in your recycling containers for free collection. Recycling saves money and resources.
- Extra non-contaminated recyclables are always accepted for no charge.


Garbage, Recycling & Yard Waste



Seattle
Public
Utilities

GARBAGE

- Garbage is collected once a week. Please check the collection calendar (enclosed) to determine your specific collection day.
- Charges for garbage service are on your combined water, sewer and garbage bill. You are required to use the garbage container provided by your collector. There is an additional charge for any extra garbage you put out for collection. Please see the back of the enclosed collection calendar for more details.
- Please put your garbage can, yard waste containers, wheeled recycling cart and glass recycling bin within 3 feet of the curb by 7 am on your collection day. After collection, please put the containers away as soon as possible.
- Please note that there are weight limitations on garbage cans. A 32-gallon garbage can should not weigh more than 60 lbs.



If your collection is missed

Please call the missed collection hotline (206) 684-7600 after 5 pm on your collection day or before 5 pm the next business day.

GARBAGE

What's Garbage and What's Not?

Garbage includes most discarded waste, **BUT NOT** loose or hot ashes, loose sawdust or styrofoam peanuts, hazardous waste (including liquids like gas and oil), sewage, yard waste, human waste or unbagged animal waste, or dead animals weighing over 15 pounds.



Backyard Service:

Backyard service is provided (at no extra charge) to qualified residents who are unable to take their garbage, yard waste or recycling to the curb or alley and have no one to help. Backyard garbage collection is available to others for an extra 40% charge. Please call (206) 684-3000 for more information on backyard service.



Need Help with Bulky Items and White Goods?

Do you have trouble getting to the Recycling and Disposal Station to dispose of bulky items too damaged for reuse, like furniture or old rugs? Need help recycling white goods (appliances)? Just call SPU at (206) 684-3000 for details on special collection and fees.

RECYCLING



• There is no additional charge for residential recycling.


• Recycling is collected every other week, on the same day of the week as garbage. Recycling and yard waste are collected on alternating weeks – garbage and recycling one week, garbage and yard waste the next week. Please see the enclosed collection calendar for your specific collection day.

• Place all recyclables – except glass jars and bottles – inside the wheeled recycling cart supplied by your collector. Glass must be sorted separately from the rest of the recyclable materials. Please put all glass recyclables in the separate glass bin. Place the bin of glass into the cart on top of other recyclables or beside your cart for collection.

• Please see the enclosed recycling instructions for a list of materials that you can recycle.

Waste Reduction is Even Better Than Recycling!

- Reduce packaging by buying in bulk and reusing bags and containers.
- Use durable products like rechargeable batteries and refillable coffee mugs.
- Donate used clothing and household goods to charity.



The Power of Recycling:


- Recycling one glass bottle saves enough energy to light a 100-watt bulb for four hours!
- Recycling one ton of paper saves:
 - ♻️ 17 trees
 - ♻️ 6,953 gallons of water
 - ♻️ 463 gallons of oil
 - ♻️ 3.06 cubic yards of landfill space
 - ♻️ 4,077 kilowatt-hours of energy, and prevents 587 pounds of air pollution

YARD WASTE

Remember yard waste can not go in your garbage can.

To sign up for yard waste collection, please call (206) 684-3000. Please see the back of the collection calendar for a listing of yard waste rates.

- Yard waste is grass, leaves, prunings, plant material, branches/twigs up to 4 inches in diameter and 4 feet long, and undecorated Christmas trees up to 6 feet long and 4 feet in diameter.
- Yard waste is collected every other week from March through November and once a month during winter months (December, January and February).
- The base monthly charge for yard waste covers up to four units of yard waste per collection, except during the winter months when you may set out eight units. One unit of yard waste equals a 32-gallon garbage can/bag and can not exceed 60 pounds.
- Extra yard waste will be collected at an additional charge for each extra unit.
- Please put yard waste in rigid cans (32-gallons or smaller), kraft paper bags, reusable yard waste bags, or bundles tied with twine or string (no wire, nylon cord or plastic bands). Each bundle of yard waste can be up to 4 feet long and 2 feet in diameter. Please no yard waste in plastic bags - it causes processing and odor problems at the composting facility.



Are there other ways to get rid of yard waste? Yes!

- Composting: Most yard waste can be composted for mulch and fertilizer.
- Mulch Mowing: "Grasscycling" provides free fertilizer and helps lawns grow, without thatch build up.
- Consider watering less frequently or reducing lawn size.
- Questions or additional information: Please call the Compost Hotline at (206) 633-0224.

Thanks for keeping Seattle a leader in recycling and waste prevention!

QUESTIONS?

Hazardous waste disposal information

(206) 296-4692 www.metrokc.gov/hazwaste/house

Low-income assistance utility credits

Mayor's Office for Senior Citizens (MOSC) (206) 684-0500.

This information is available in other languages:

ដើម្បីទទួលបានប្រតិបត្តិការស្តីអំពីការដកថវិកាសេវាសាធារណៈ
ចូរទូរស័ព្ទលេខ ២០៦-៣៨៦-១៥៨៨

若需本手册的廣東話版本，請電洽：(206) 386-1588

한국어 팜플렛을 원하시면 (206) 386-1588 으로 전화 주십시오.

Экземпляр данной брошюры на русском языке можно
получить, позвонив по телефону (206) 386-1588

Para obtener su copia de este panfleto en español, por favor
llame al (206) 386-1588

Để xin được một bản tiếng Việt của tờ thông tin này, xin gọi số
(206) 386-1588

What Goes in the Combined Recycling Bin?

(The letters in red refer to explanations at the bottom of the page.)

"YES" METAL

- 1 Aluminum beverage cans - *please empty*
- 2 Steel or tin cans - *rinse, leave lids attached, pushed down inside can*
- 3 Ferrous metal (sticks to a magnet) - *maximum size 16"x16"x12"*

"YES" PAPER

- 1 Cardboard - *please flatten*
- 2 Newspaper
- 3 Magazines
- 4 Mail
- 5 Paper food boxes such as cereal, crackers, margarine, frozen food
- 6 Milk cartons
- 7 Juice boxes
- 8 Coated containers such as soy milk

"NO" METAL

- 9 Cans with liquid or food left inside *J
- 10 Engines or auto parts *H
- 11 Aluminum foil *I
- 12 Foil baking trays *I
- 13 Metal items with other materials attached *L
- 14 Bottle caps *A
- 15 Jar lids *A

"NO" PAPER

- 16 Heavily waxed cardboard, such as large produce boxes
- 17 Heavily taped cardboard - *too much tape causes contamination*
- 18 Food-soiled paper or cardboard, such as pizza boxes - *grease spots or food contaminate recycling.*

PLASTICS

Why are most plastics numbered? Plastic resins have different chemical make-ups. The numbers 1-7 were developed by the plastics industry to identify the resins, so that if there are available markets, the items can be sorted as needed. However, the cost of building and operating plants that can recycle the various types of plastic often exceeds the value of the recycled plastic. That's why there are many plastic items that cannot currently be recycled, even though they have recycling arrows on them.

"YES" PLASTICS (*clean & empty*)

- 1 Bottles such as water, soft drink, shampoo
- 2 Jugs such as milk, juice, laundry detergent
- 3 Jars such as jam, nuts, mayonnaise, pasta sauce
- 4 Round dairy tubs such as cottage cheese, yogurt, margarine
- 5 Plastic bags - only shopping bags, newspaper bags, dry cleaning bags (*need to be clean, dry, empty - no receipts*)
Please stuff into one bag and tie securely.

"NO" PLASTICS

- 6 Take-out containers such as clamshells, deli trays *A,B,C,E
- 7 Plastic caps or lids such as plastic bottle caps, jar lids, yogurt lids, juice box lids *B,D
- 8 Six-pack rings *A, B,D
- 9 Plastic beverage cups *A
- 10 Plastic utensils *A, B, E
- 11 Misc. plastic bags such as freezer bags, produce bags, 'Ziplock' bags, bread bags, garbage bags *A, E
- 12 Styrofoam such as packing materials, egg cartons *A, B, C, D, F
- 13 Bubble wrap *A, G
- 14 Containers that held hazardous or toxic material such as motor oil, antifreeze, pesticides, lye *H
- 15 Plastic flower pots *A

What Goes in the Glass Bin?

Glass must be kept separate from other recyclable materials. When mixed with other recyclables, broken glass shards can cause serious injury to employees. Glass shards can damage equipment and can also cause other recyclables to be discarded as garbage.

"YES" GLASS

- 1 All colors of bottles and jars - *please empty and rinse out food*

"NO" GLASS

- 2 Ceramic cups, plates, vases *A
- 3 Light bulbs *A
- 4 Drinking glasses *A
- 5 Eye glasses *A
- 6 Mirrors, window glass *A
- 7 Glass in 6-pack boxes or plastic rings *K
- 8 Glass in paper or plastic bags *K
- 9 Caps or lids *K

* EXPLANATION KEY... why a material can't be recycled

- A - currently, no market
- B - causes processing problems and/or equipment to jam
- C - contaminates other recycling
- D - too light (these litter neighborhood, recycling plants)

- E - often dirty or food contaminated
- F - too much static electricity
- G - accepted at mailing businesses for reuse
- H - toxics contaminate recycling and endanger workers

- I - burns at a lower temperature than aluminum cans
- J - liquids and/or food contaminate recycling
- K - other materials contaminate glass recycling
- L - combined materials cannot be recycled

Recycling Information (206) 684-3000

For more information, go to the Seattle Public Utilities website at <http://cityofseattle.net/util/>

This information can be made available upon request to accommodate people with disabilities and those who need language translation assistance.

Call 684-3000 (TTY/TPD: voice number is 206-734-1111)



City of Seattle
Seattle Public Utilities

Violation of Recycling and Composting Requirements Compost Food & Recycle. It's Not Garbage Anymore!

Dear Customer:

Our records show that your garbage container recently contained **too many recyclables and/or food waste** - a violation of Seattle Municipal Code 21.36.083

As of January 1, 2015, food and compostable paper, including food-soiled cardboard pizza boxes, paper napkins and paper towels, are not allowed in the garbage.

Yard waste and recyclables, such as paper, cardboard, cans, bottles, jugs, tubs - are also prohibited from the garbage.

Starting July 1, 2015, single-family residential garbage containers with too many recyclable or compostable items **will have fines added to their garbage bill** for each infraction.

Why waste a good thing? Seattle single-family residents recycle or compost more than 70 percent of their waste. Food scraps are made into compost for local parks and gardens.

Please see the enclosed *Where Does It Go?* flier that shows which categories of items belong in your garbage, recycling or compost waste cart.

You can find more information on how to recycle or compost at www.seattle.gov/util or call **(206) 684-3000**.

Still not sure? Go to www.seattle.gov/util/lookitup to find how to dispose of specific items.

For interpretation services please call 206-684-3000.

如需要口譯服務, 請撥電話號碼。

통역 서비스를 원하시면 206-684-3000으로 전화하세요.

Wixii turjubaan afka ah ku saabsan, Fadlan la soo xariir taleefoonka.

Para servicios de interpretación por favor llame al.

Para sa serbisyo ng tagapagpaliwanag, tumawag sa.

Về dịch vụ phiên dịch xin gọi.

Where Does It Go?



See what goes in your recycling, food and yard waste or garbage bins

♻️ Recycling Place clean and empty items loose in cart, not bagged or in boxes.

No Food. No Liquid. No Single Plastic Bags.



Paper
Cartons & boxes
Flattened cardboard
Coated paper
Glass bottles & jars
Cans
Aluminum foil

Lids (3 inches or wider)
Scrap metal (less than 2ft. x 2ft. x 2ft.)
Plastic bottles, jars, tubs
Plastic trays, cups, containers
Plastic plant pots
Plastic bags (bagged together)
Pill bottles (no prescription vials)

Packaging must be clean to be recyclable.



🌱 Food+Compostables Compost Food. It's Not Garbage Anymore!

No Plastic Bags. No Plastic. No Metal. No Glass. No Animal Waste.



Meat, fish, dairy & cheese
Bones & shells
Coffee grounds & filters
Fruits & vegetables
Pasta, bread, grains & rice
Tea bags

Compostable containers & items
Paper towels & napkins
Uncoated paper bags
Greasy cardboard pizza boxes
Uncoated paper plates

Shredded paper
 (mix with yard waste)
Grass, weeds & leaves
Houseplants (no pots)
Branches
 (less than 4 feet x 4 inches)

🗑️ Garbage See back page for reuse & recycling options.

No Food. No Recyclables. No Yard Waste.



Foam containers
Packing peanuts (bagged)
Unusable ceramics & glassware
Utensils
Incandescent light bulbs

Lids, caps, tops (less than 3 inches wide)
Ziploc® food & single plastic bags
Kitchen fats, oils, grease (in secure container)
Hygiene products
Diapers & animal waste (bagged)

Food-soiled coated paper
Food-soiled plastic containers
Fruit stickers
Paint cans (lid off, dry & empty)
Empty toxic containers

Products containing toxic materials are prohibited from food and yard waste, recycling and garbage.

Not sure where it goes? Find out at www.seattle.gov/util/lookup.

www.seattle.gov/util 206-684-3000 TTY 206-233-7241

This information can be made available on request to accommodate people with disabilities and those who need translation assistance.

Seattle
 Public
 Utilities



Where Does It Go?

Other Collection Services

Apartment/condo residents: Contact your manager for these services.



Used motor oil: Free


Collected at no charge on your recycling day.
Place oil in a 1-gallon plastic jug with screw-on lid
next to your recycling cart.
Limit: 2 jugs per collection.

Electronics (Computers, TVs, monitors)

Collected for a fee. Call 206-684-3000.

Bulky items (Furniture, appliances, etc.)

Collected for a fee. Call 206-684-3000.



Beyond the Curb Visit www.seattle.gov/util/lookitup to recycle these items at local drop-off locations.



Electronics & cell phones
Batteries
Mattresses
Fluorescent bulbs & tubes
Clothing, furniture & household goods

Foam packaging
Medicine
Construction materials
Clean wood

Hazardous Materials Not allowed in recycling, yard waste and garbage.



Products marked "CAUTION," "WARNING,"
"DANGER" or "POISON" may require hazardous
waste disposal.

Safe hazardous material disposal information:
206-296-4692 or www.HazWasteHelp.org

For interpretation services, please call 206-684-3000.
 如有需要，請電 206-684-3000。
 如需服務，請電 206-684-3000。으로 전화하세요。
 Wixji turjubaan afka ah ku saabsan, Fadlan la soo xariir taleefoonka: 206-684-3000.
 Para servicios de interpretación por favor llame al 206-684-3000.
 Para sa serbisyo ng tagapagpaliwanag, tumawag sa 206-684-3000.
 Về dịch vụ phiên dịch xin gọi 206-684-3000.

